

ASSEMBLY INSTRUCTIONS




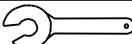
MODEL : CIRRUS BUTTERFLY DINING TABLE

Before you begin, please follow Assembly Instruction carefully. Then follow them step by step.

PART LIST

| | | |
|---|------------|-------|
| A | TABLE TOP | 1 PC |
| B | TABLE LEGS | 4 PCS |

HARDWARE LIST

| | | | |
|---|-----------------------|---|-------|
| C | FLAT WASHER 5/16 |  | 8 PCS |
| D | SPRING WASHER 5/16 |  | 8 PCS |
| E | HEX COMB 5/16 X 2" |  | 8 PCS |
| F | SPANNER 12.8 |  | 1 PC |

