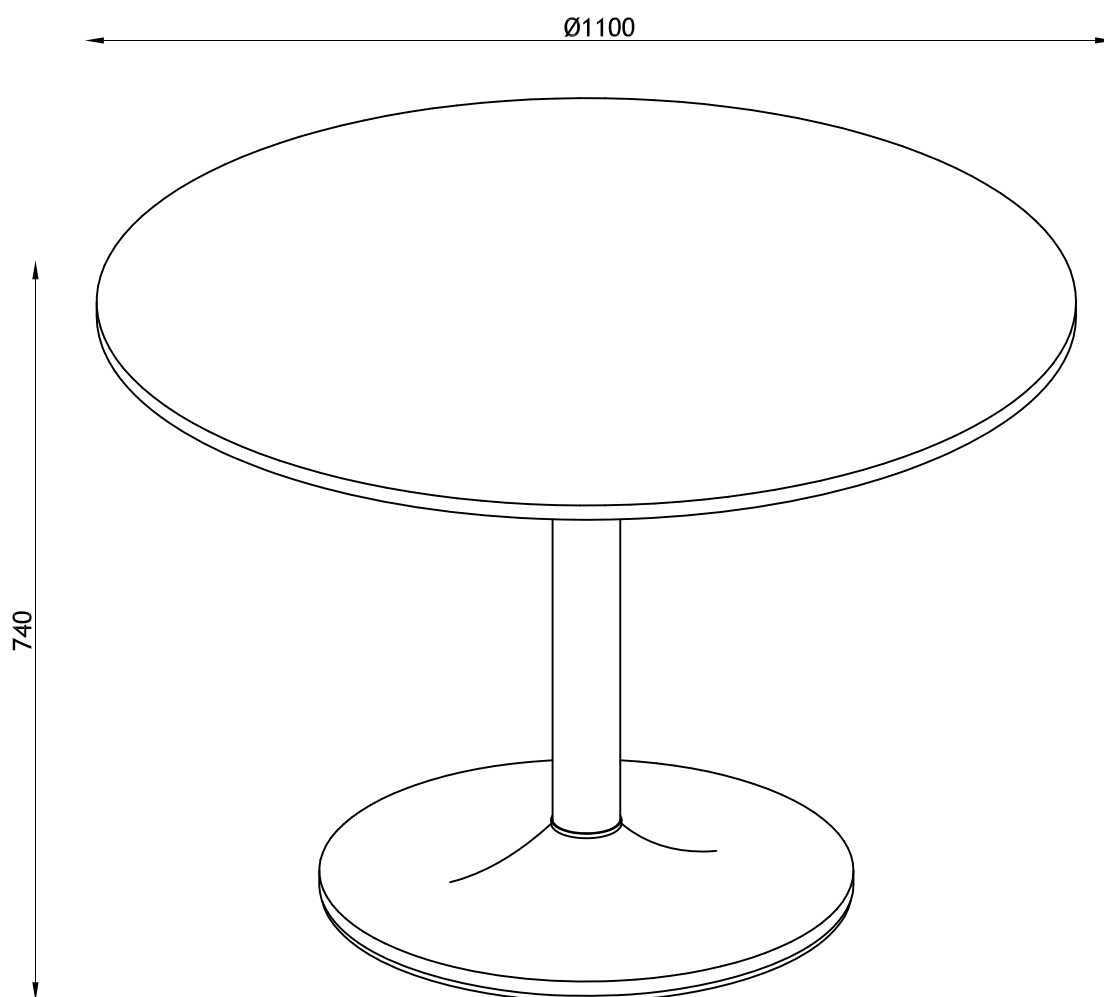


IBIZA



- N:** Viktig; Les nøye og oppbevar for bruk senere.
- D:** Wichtig! Sorgfältig lesen und für spätere Verwendung aufbewahren.
- UK:** Important! Read carefully and retain for future reference.
- F:** Important! A lire soigneusement et à conserver.
- SE:** Viktigt : Läs noggrant och spara för senare behov.
- ES:** Importante. Leer cuidadosamente las instrucciones y guardar para futuras referencias.
- I:** Importante! Leggere attentamente e conservare per future necessità.

N: For å unngå at møbelet får skader under montering anbefales det å montere møbelet på et mykt underlag, f.eks. på et teppe.

UK: Assembling of the furniture should take place on a soft surface e.g.a carpet in order to avoid scratching during assembly.

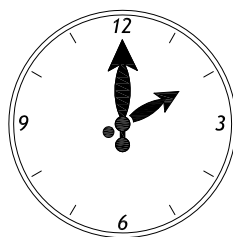

D: Um zu vermeiden, dass das Möbelstück gerissen wird, empfehlen wir unbedingt, es auf einer weichen Unterlage zu montieren - z.B. ein Teppich.

F: Afin d'éviter les rayures lors du montage, l'assemblage du meuble doit être effectué sur une surface douce - par exemple une couverture.

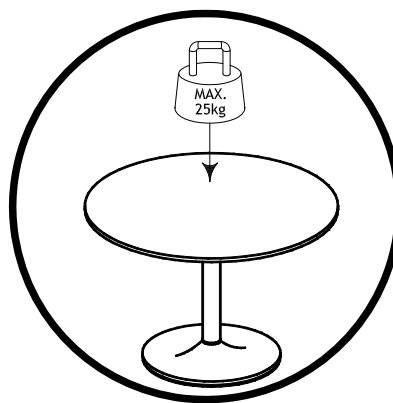
SE: För att möbelen inte ska repas vid montering bör den monteras på ett mjukt underlag - tex. på en matta.

ES: El montaje del sofa tiene que ser hecho en una superficie suave, como por ejemplo una alfombra o una manta, para evitar rozaduras durante el montaje.

I: Il montaggio del mobili dovrebbe essere eseguito su una superficie morbida, ad esempio su un tappeto, per evitare rigature dovute all'assemblaggio.



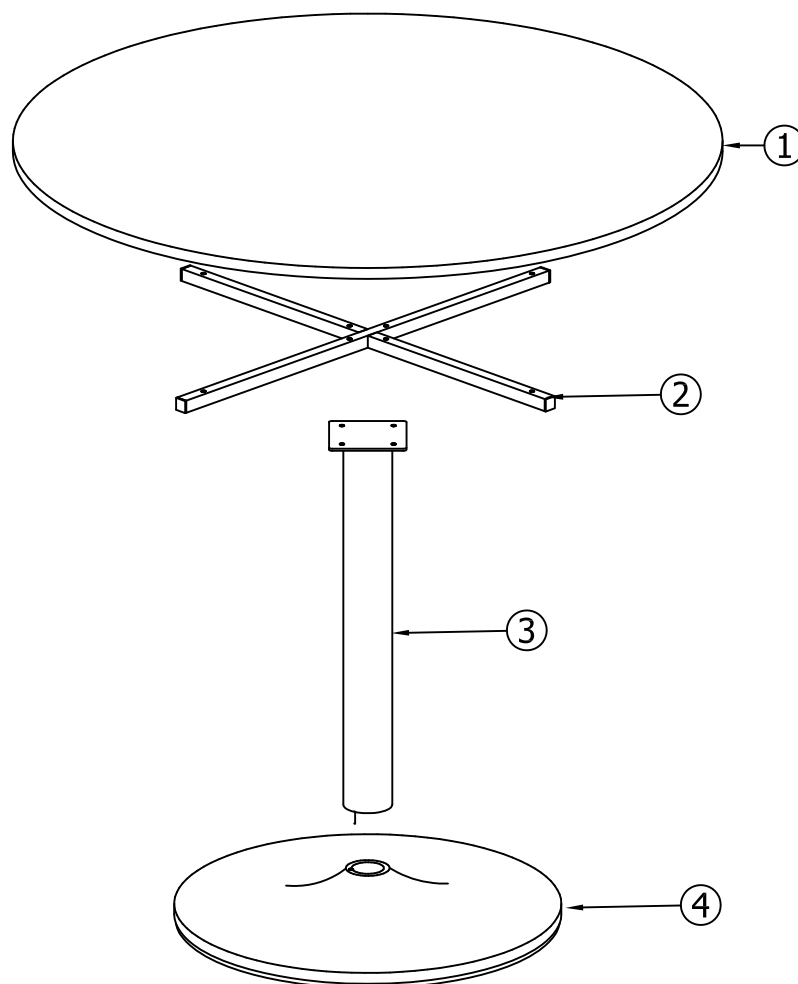
"15" min



MAX.
25kg

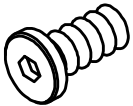

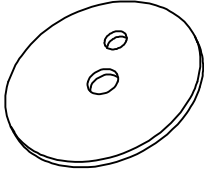
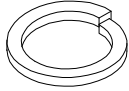

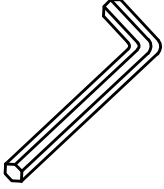
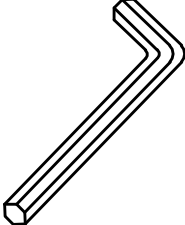
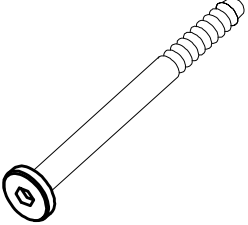

			✓
1	1	∅1100x18	
2	1	800x800x20	
3	1	120x120x617	
4	1	∅595x85	

ID nr. 5115





mm

10	A x 4  M6x12mm	B x 4  M6x30mm	D x 1  ø70x3mm	E x 1  ø16/ø10x3mm
20				
30				
40				
50	F x 1  M10x85mm	G x 1  4mm	H x 1  8mm	K x 1  M6x85mm
60				
70				
80				
90				
100	L x 1  ø9/ø6x1.5mm			
110				
120				

N: Dersom det skulle være nødvendig å bestille reservedeler, vennligst oppgi både modell- og delenummer.

D: Falls Sie Ersatzteile benötigen, geben Sie bitte Modellnummer und Teilnummer, die Sie in der Montageanleitung findet an.

UK: In case you need spare parts please indicate model number and part number shown in the assembly instruction.

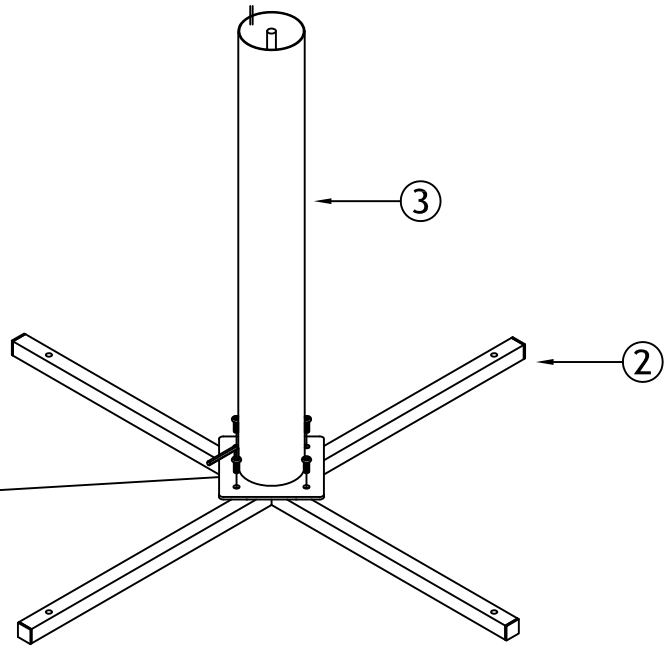
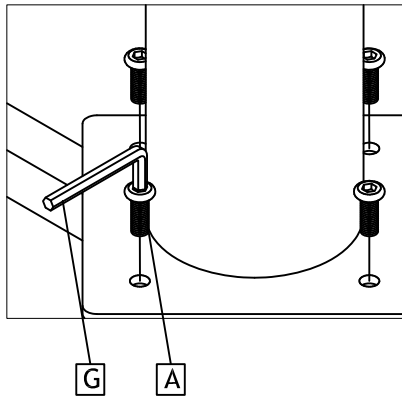
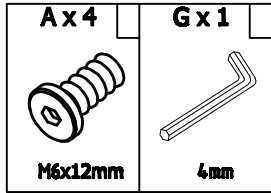
F: Dans le cas où vous auriez besoin de pièces détachées, nous vous prions de bien vouloir indiquer la référence du produit et celle de la pièce en question.

SE: Om det blir nödvändigt att beställa reservdelar, var vänlig uppgi både modellnummer och det angivna numret på reservdelen.

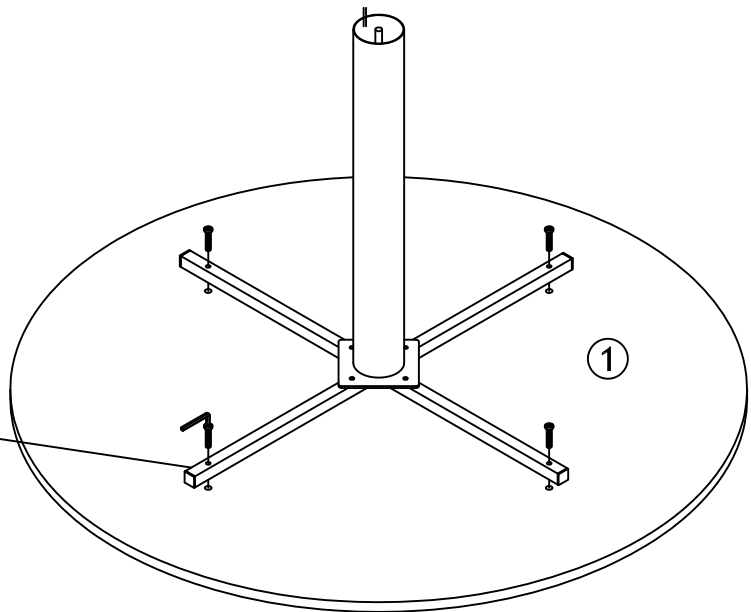
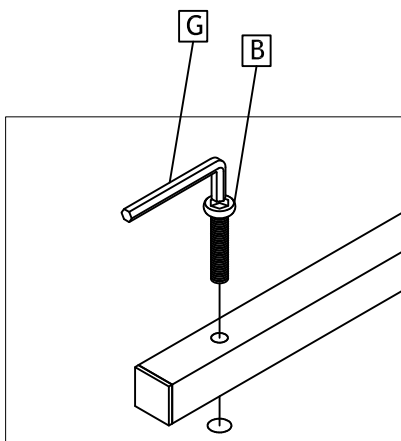
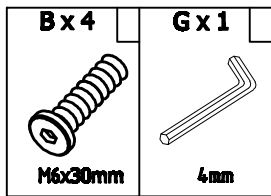
ES: En caso de que usted necesite alguna pieza de cambio, por favor, indicar modelo y número conforme aparece en las instrucciones.

I: Nel caso in cui siano necessarie delle parti di ricambio, indicare il numero del modello e il numero della parte indicati nelle istruzioni di montaggio.




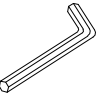
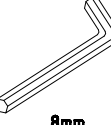


1

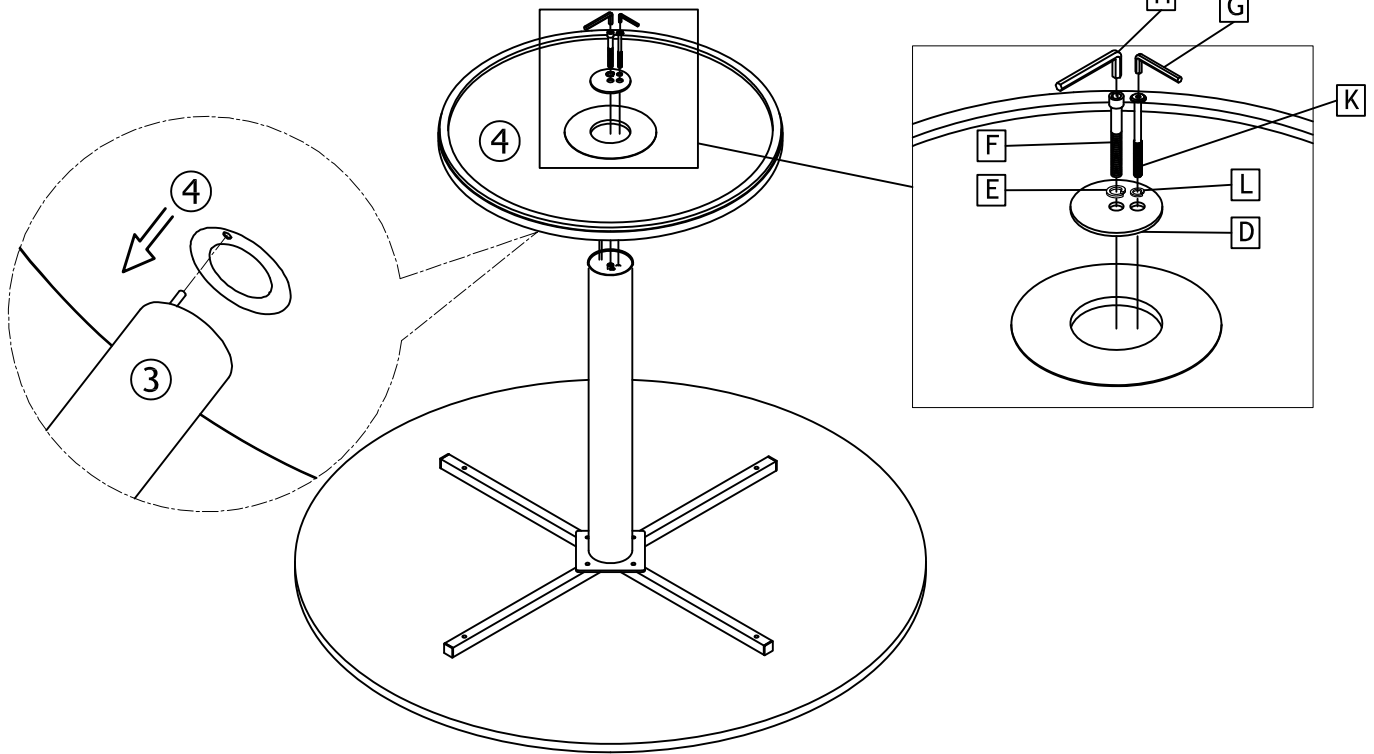


2



3

Dx1	Ex1	Fx1	Gx1	Hx1	Kx1	Lx1
						
∅70x3mm	∅16/∅10x3mm	M10x85mm	4mm	8mm	M6x85mm	∅9/∅6x1.5mm



4

