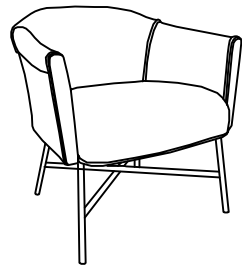

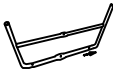




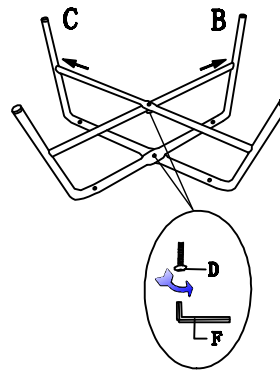


ASSEMBLY INSTRUCTION

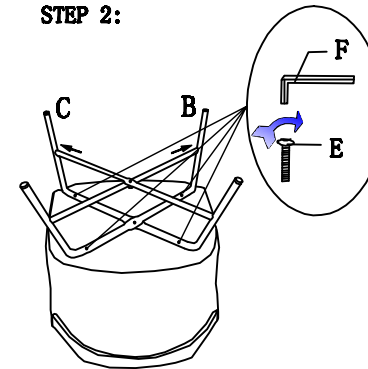


ITEM	PART	NAME	QUANTITY
(A)		SEAT	1
(B)		METAL LEG(R)	1
(C)		METAL LEG(L)	1
(D)		BOLT	2
(E)		LONG BOLT	4
(F)		ALLEN KEY	1


STEP 1:



STEP 2:



STEP 2:



NOTE:

PLEASE PUT THE CHAIR ONTO A SOFT AND CLEAN SURFACE FOR ASSEMBLY.

PAGE 1 OF 1