



EDDA 66709

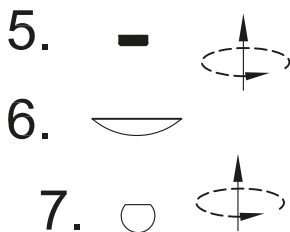

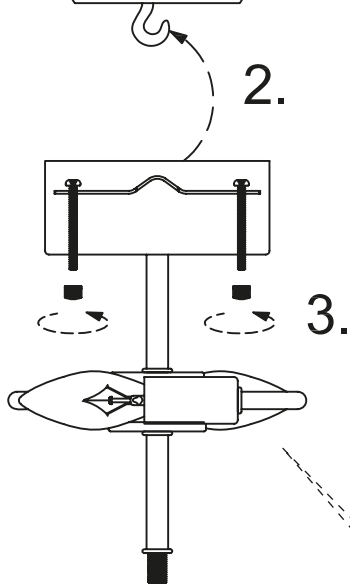
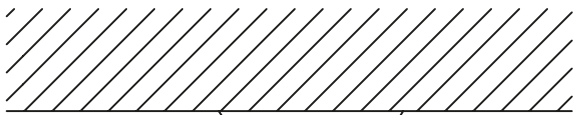
www.scan-lamps.no
www.aneta.se

NO: Skal installeres av auktorisert elektriker.

SE: Installationen ska utföras av person med tillräcklig elkunskap.


FI: Asennus on kiinteä ja sen tulee suorittaa henkilö jolla on riittävä pätevyys ja tuntemus vallitsevista määräyksistä.

EN: Installation should be performed by a qualified electrician.

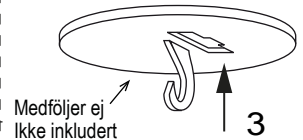


1. alt. A

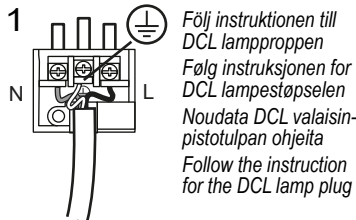
DCL lamppropp (medföljer ej)
DCL lampestøpsel (ikke inkludert)
DCL pistotulppa (ei sisälly hintaan)
DCL lamp plug (not included)



Medföljer ej Ei sis. hintaan
Ikke inkludert Not included

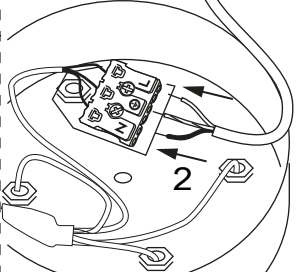


Medföljer ej
Ikke inkludert
Ei sis. hintaan
Not included



1

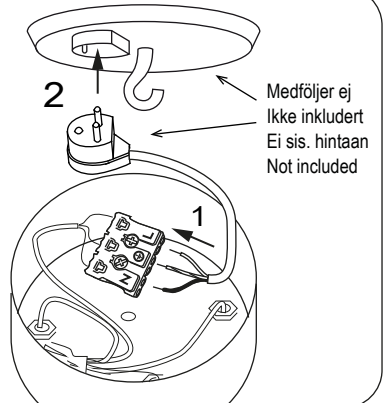
Följ instruktionen till
DCL lampproppen
Følg instruksjonen for
DCL lampestøpselen
Noudata DCL valaisin-
pistotulpan ohjeita
Follow the instruction
for the DCL lamp plug



2

1. alt. B

Lamppropp med kabel
(medföljer ej)
Lampestøpsel med ledning
(ikke inkludert)
Valaisinpistotulppa johdolla
(ei sis.)
Lamp plug with cable
(not included)

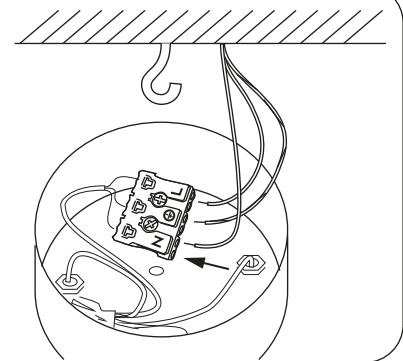


2

Medföljer ej
Ikke inkludert
Ei sis. hintaan
Not included

1. alt. C

Inkoppling direkt till
strömkablar
Installasjon direkt till
strømledning
Kytetään suoraan
Installation directly
to supply cable



4.

