



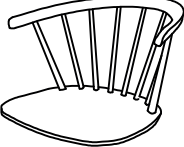
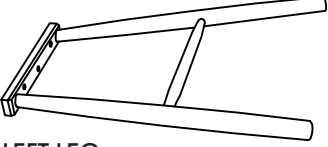
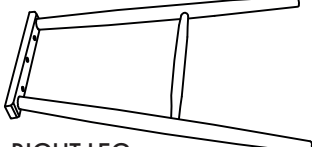

ASSEMBLY INSTRUCTION

# JOLINA BAR CHAIR








**PART LIST**

<p>Ax1</p> 	<p>Bx1</p>  <p>LEFT LEG</p>	<p>Cx1</p>  <p>RIGHT LEG</p>	<p>Dx2</p> 
--	--	--	--

**HARDWARE LIST**

<p>Ex1</p> 	<p>Fx10</p>  <p>+</p> <p>7 x 35</p>	<p>Gx4</p> 
--	--	--

**Attentions!**

- Montera möbelen på en matta för att skydda mot smuts, märken och repor.
- Assemble the furniture on a carpet as protection against dirt, dent marks and scratches.
- Använd golvskydd för att skydda känsliga golv.
- Use floor protection to protect sensitive floor

