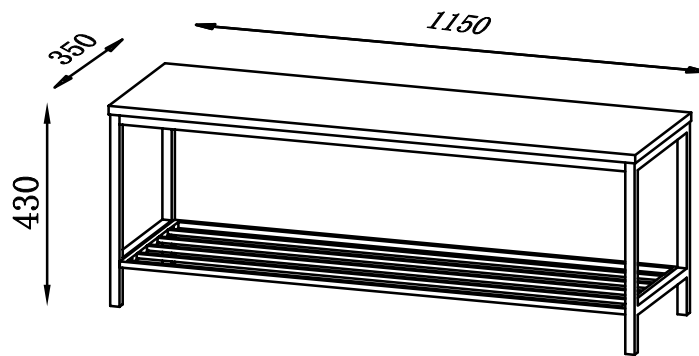


Mondo



- N:** Viktig; Les nøye og oppbevar for bruk senere.
- D:** Wichtig! Sorgfältig lesen und für spätere Verwendung aufbewahren.
- UK:** Important! Read carefully and retain for future reference.
- F:** Important! A lire soigneusement et à conserver.
- SE:** Viktigt : Läs noggrant och spara för senare behov.
- ES:** Importante. Leer cuidadosamente las instrucciones y guardar para futuras referencias.
- I:** Importante! Leggere attentamente e conservare per future necessità.

N: For å unngå at møbelet får skader under montering anbefales det å montere møbelet på et mykt underlag, f.eks. på et teppe.

UK: Assembling of the furniture should take place on a soft surface e.g. a carpet in order to avoid scratching during assembly.

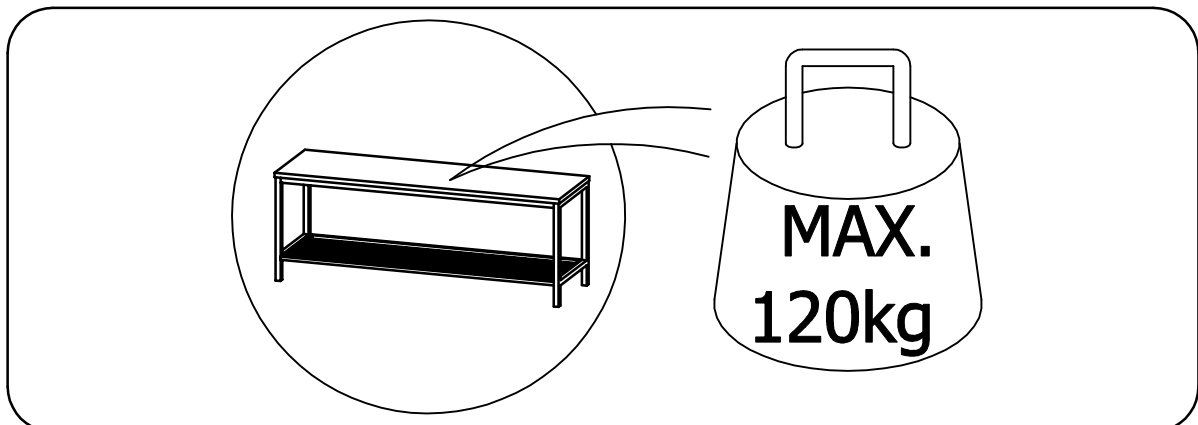
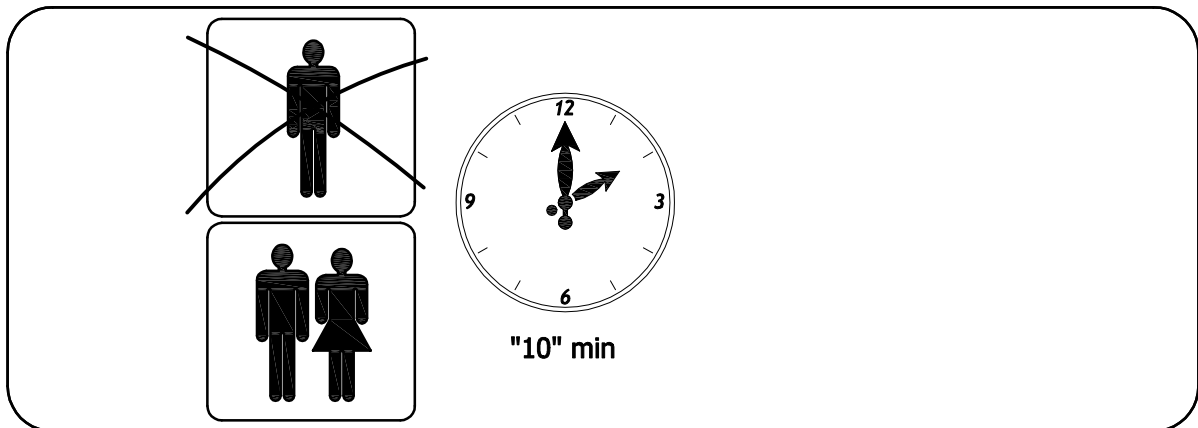

D: Um zu vermeiden, dass das Möbelstück gerissen wird, empfehlen wir unbedingt, es auf einer weichen Unterlage zu montieren - z.B. ein Teppich.

F: Afin d'éviter les rayures lors du montage, l'assemblage du meuble doit être effectué sur une surface douce - par exemple une couverture.

SE: För att möbelen inte ska repas vid montering bör den monteras på ett mjukt underlag - tex. på en matta.

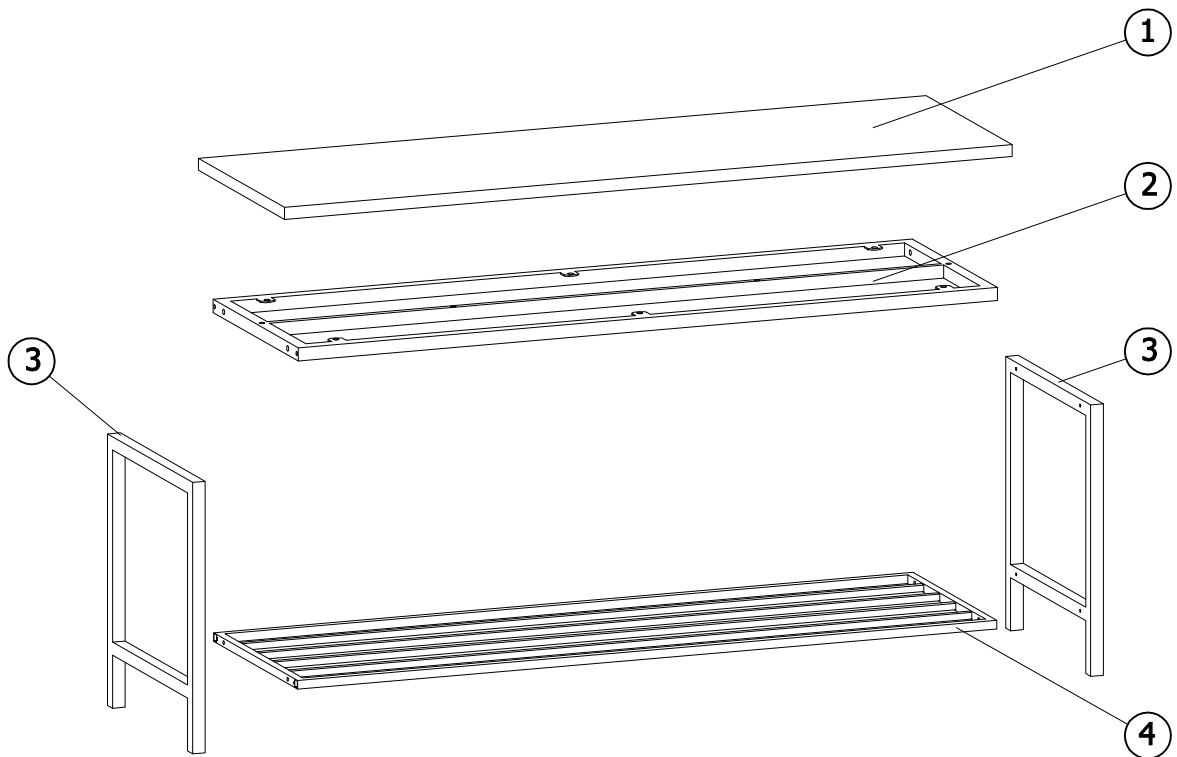
ES: El montaje del sofa tiene que ser hecho en una superficie suave, como por ejemplo una alfombra o una manta, para evitar rozaduras durante el montaje.

I: Il montaggio dei mobili dovrebbe essere eseguito su una superficie morbida, ad esempio su un tappeto, per evitare rigature dovute all'assemblaggio.



			CTN.
1	1	1150x350x18	1/1
2	1	1105x345x20	1/1
3	2	345x412x20	1/1
4	1	1105x341x13	1/1


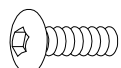
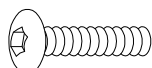
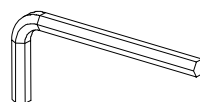
ID nr. 5115





mm

10
20
30
40
50
60
70
80
90
100
110
120

A x 6	B x 4	C x 8	D x 1
			
ø6x14mm	ø6x25mm	ø6x32mm	4mm

N: Dersom det skulle være nødvendig å bestille reservedeler, vennligst oppgi både modell- og delenummer.

D: Falls Sie Ersatzteile benötigen, geben Sie bitte Modellnummer und Teilnummer, die Sie in der Montageanleitung findet an.

UK: In case you need spare parts please indicate model number and part number shown in the assembly instruction.




F: Dans le cas où vous auriez besoin de pièces détachées, nous vous prions de bien vouloir indiquer la référence du produit et celle de la pièce en question.

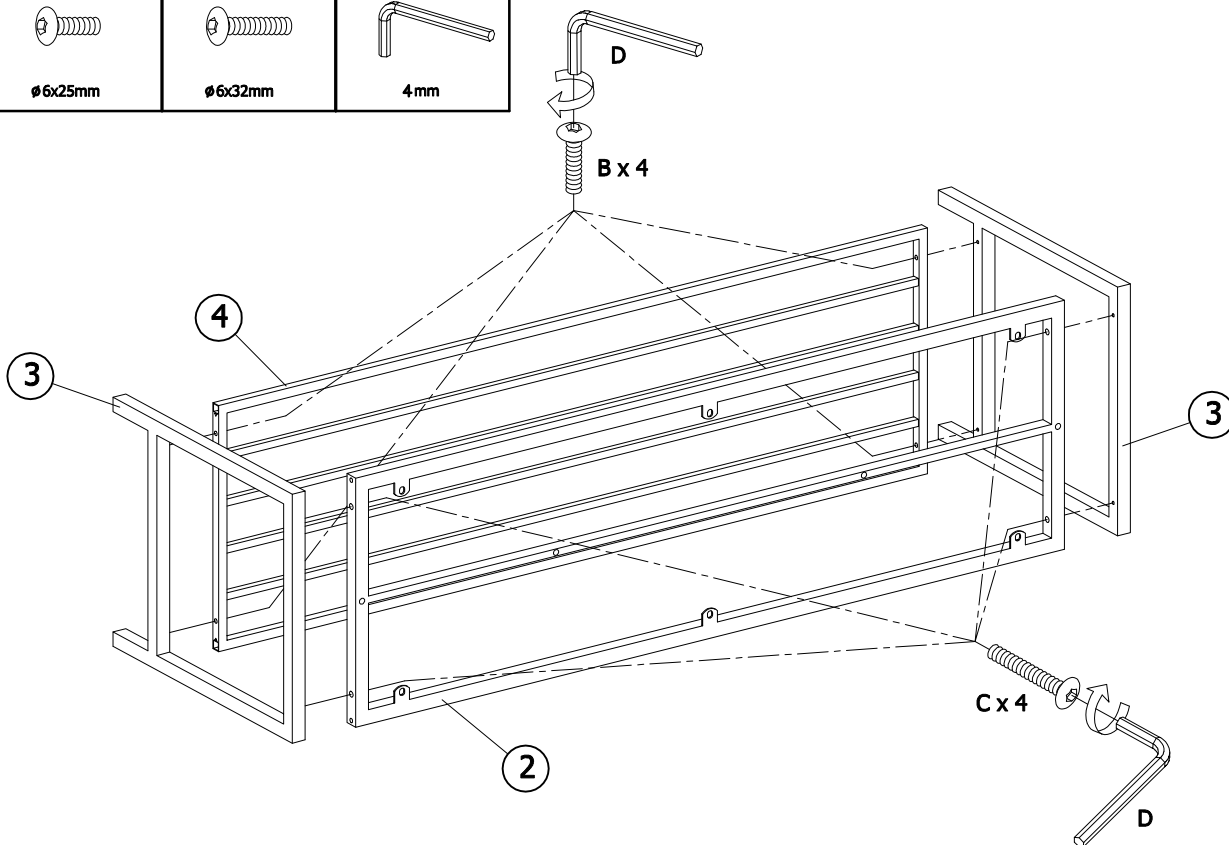
SE: Om det blir nödvändigt att beställa reservdelar, var vänlig uppgi både modellnummer och det angivna numret på reservdelen.

ES: En caso de que usted necesite alguna pieza de cambio, por favor, indicar modelo y número conforme aparece en las instrucciones.



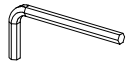
I: Nel caso in cui siano necessarie delle parti di ricambio, indicare il numero del modello e il numero della parte indicati nelle istruzioni di montaggio.

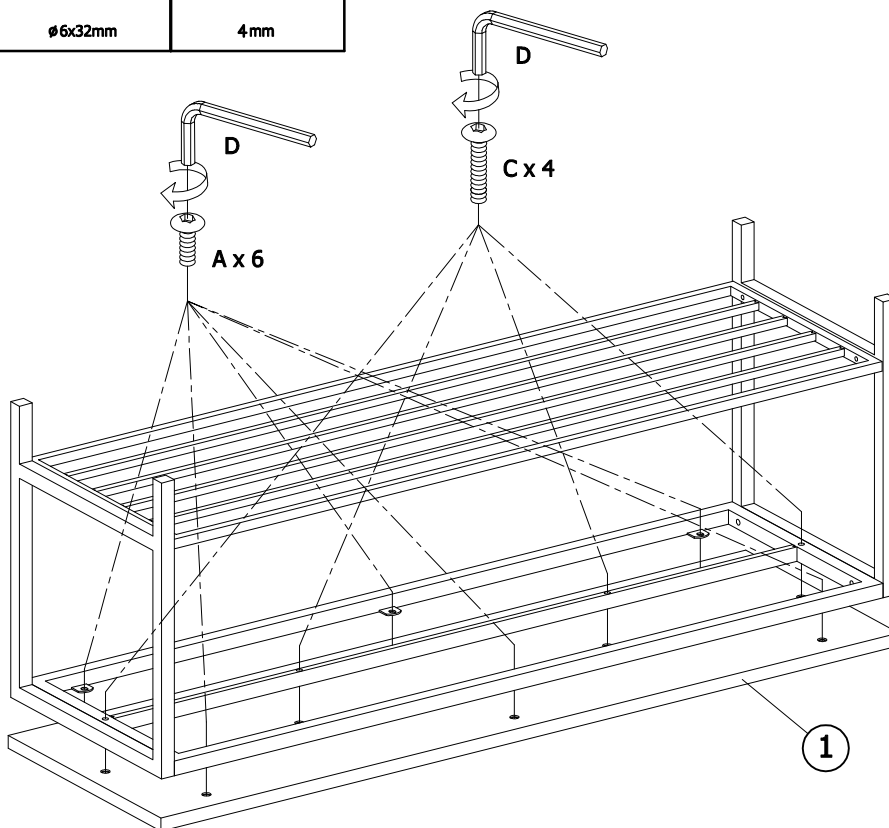
1

B x 4  Ø6x25mm	C x 4  Ø6x32mm	D x 1  4mm
--	--	--



2

A x 6  Ø6x14mm	C x 4  Ø6x32mm	D x 1  4mm
--	--	--



3

