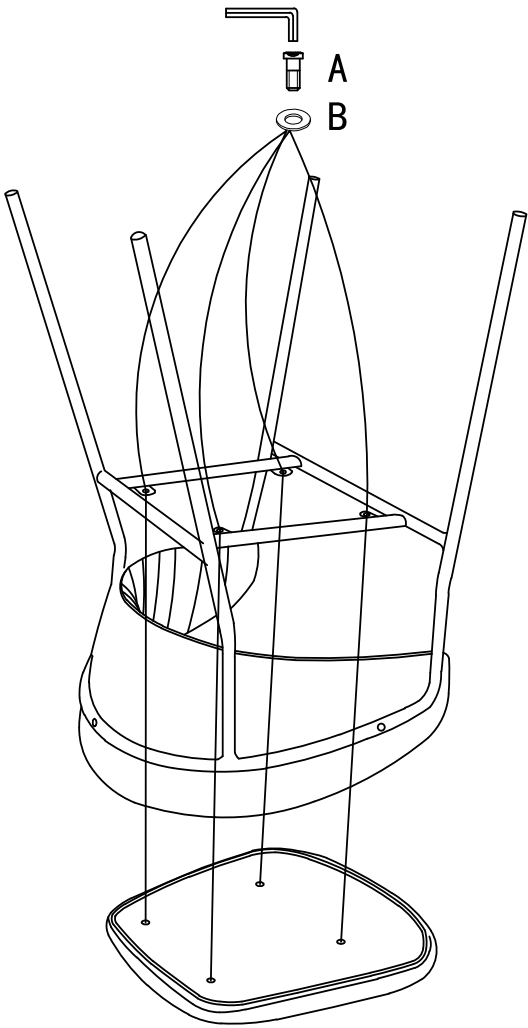








ASSEMBLY INSTRUCTIONS

Maximum weight: 150KGS
Material: Metal, Foam, Fabric, Curved Wood
Care instructions: Clean with dry cloth, do not use chemicals to clean.



<div>89136060</div> <div><div>x1</div><div>0:10</div><div></div></div>	A		x4	Finish	
	B		x4		

ADVISE ON MAINTENANCE OF FURNITURE

- Always follow the instructions enclosed
- Make sure to re-tighten the furniture after a few months of use
- Protect table tops against hot, moist or coloured items and always use a cutting board, trivet or coaster when using sharp objects
- Colour may be transferred from chair and table legs (e.g. when washing the floors). We recommend using felt pads
- Heavy furniture may set weight marks on soft wood flooring
- Never place furniture right next to radiators or other sources of heat
- Avoid direct sunlight to the extent possible. The colour of the materials may fade
- If not otherwise advised by care label, fabric from upholstered furniture must not be washed, even though upholstered furniture are often fitted with a zipper. This does not mean that they are wash-proof
- Never use polishing cleanser, or cleanser that contains ammonium chloride. Always make a test on a small area of the furniture, with the mildest cleanser or just water
- Pillows with loose fillings, such as down and feathers, should be shaken regularly
- Be sure not to keep furniture outside, that is meant for indoor use only
- Do not expose metal items to humidity
- Furniture made from natural materials, such as rattan, is not made for outdoor use. However, if the furniture is made of synthetic materials, such as polyrattan, are suitable for outdoor use
- Wood is a unique material for which reason the look, structure and colour will always vary. It is a natural material which will never stop “changing”. As a natural result of this, solid table tops may become slightly uneven and untreated surfaces may obtain minor cracks. For that reason avoid liquid and humidity on wooden furniture
- Be sure to maintain furniture the right way, with the right products. Seek advice from your distributor if in doubt