

ASSEMBLY INSTRUCTION

Coffee Table, Grey, Concrete

066



Component List



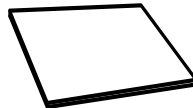
x12pcs



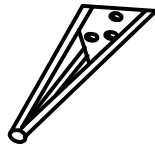
x12pcs



x1pc



x1pc



x4pcs



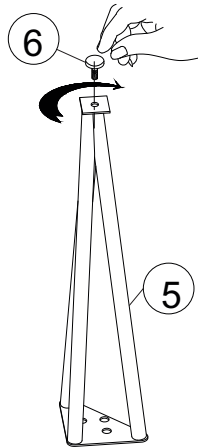
x4pcs



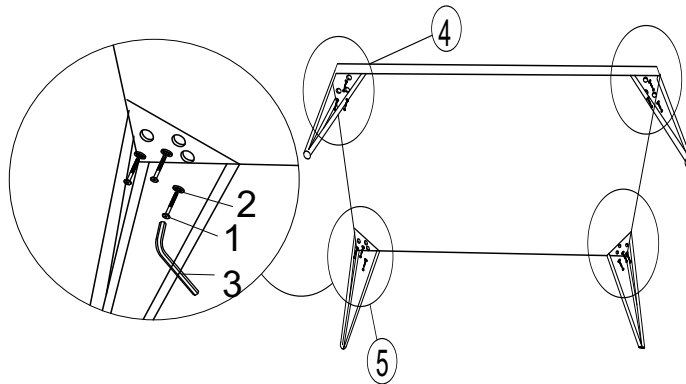
x1pc

INSTRUCTION


Step 1



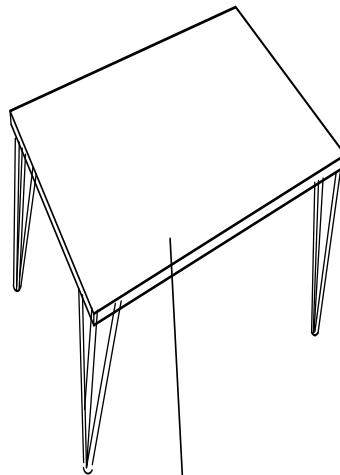
Step 2



Step 3



Finished



30kg/66.1 lbs

Concrete material and care

- The table is treated with a lacquer protection when leaving the factory. But it is important to keep treating the concrete to avoid damage.
- At least twice per year, treat the cement with market approved products - sealer or wax.
- Concrete is organic and cannot take any kind of acid. So be careful with e.g. red wine, juice, lemon, grease substances and certain detergents.
- If placing hot items on the concrete, it may break down the surface treatment, leaving marks.
- The cement will change colour in time, like all natural materials - influenced by the sun, rain and common use.