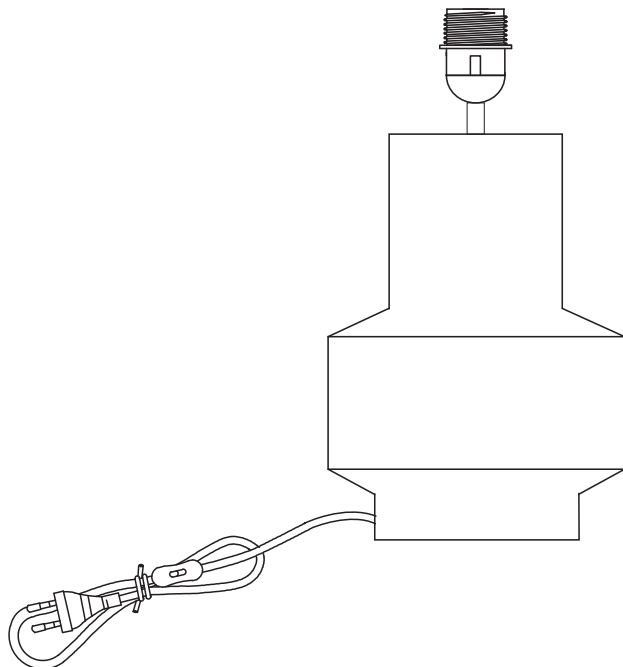
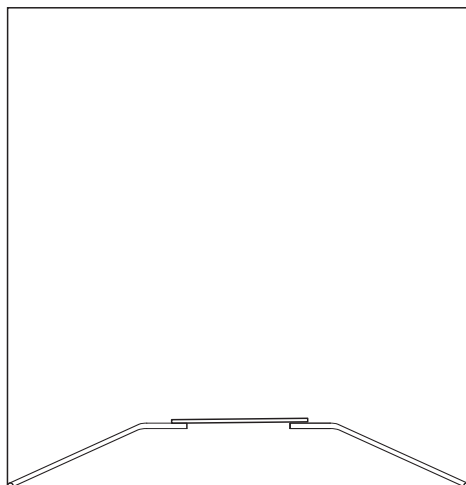
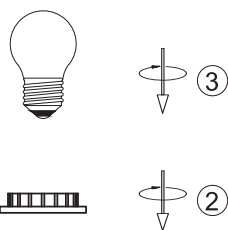


MOLLY Table lamp Manual

PLEASE READ THESE INSTRUCTIONS CAREFULLY BEFORE COMMENCING
ASSEMBLY AND RETAIN FOR FUTURE REFERENCE.



ASSEMBLY INSTRUCTIONS:

1. Screw the bulb (not provided) clockwise into the bulb holder.

CAUTION:

1. Do not exceed maximum wattage rating.
2. The supply cable or cord of this luminaire cannot be replaced; if the cord is damaged, the luminaire shall be destroyed.

